

# Radius Health (RDUS) Cowen Healthcare Conference

MARCH 13, 2019

JESPER HOEILAND  
CHIEF EXECUTIVE OFFICER

We are Radius<sup>®</sup>

# Safe Harbor

---

Any statements made in this presentation relating to future financial or business performance, guidance, conditions, plans, prospects, trends or strategies and other financial or business matters, including regarding the commercialization of TYMLOS® (abaloparatide) injection in the U.S., the development and potential commercialization of our product candidates, clinical trial results, regulatory actions and communications, potential collaborations, future revenues and operating expenses, are forward-looking statements within the meaning of the Private Securities Litigation Reform Act of 1995. In addition, when used in this presentation, the words “may,” “could,” “should,” “anticipate,” “believe,” “estimate,” “expect,” “intend,” “plan,” “predicts,” “targets” and similar expressions and their variants, as they relate to Radius Health, Inc. (“Radius”) or its management, may identify forward-looking statements. Radius cautions that these forward-looking statements are subject to numerous assumptions, risks and uncertainties, which change over time. Important factors that may cause actual results to differ materially from the results discussed in the forward-looking statements or historical experience include risks and uncertainties, including the failure by Radius to secure and maintain relationships with collaborators; risks relating to clinical trials; risks relating to the commercialization of TYMLOS in the U.S., or potential commercialization of any of Radius’ proposed product candidates if approved (such as marketing, regulatory, patent, product liability, supply, competition and other risks); dependence on the efforts of third parties; dependence on and challenges to our intellectual property rights; and risks that we may lack the financial resources and access to capital to fund our operations. Further information on the factors and risks that could affect Radius’ business, financial conditions and results of operations and could cause actual results to differ materially from those indicated by the forward-looking statements made in this presentation are contained under the caption “risk factors” in Radius’ Annual Report on Form 10-K for the period ended December 31, 2018, along with Radius’ other reports filed with the Securities and Exchange Commission. The forward-looking statements in this presentation represent Radius’ estimate as of the date of this presentation only, and Radius specifically disclaims any duty or obligation to update forward-looking statements.

# VISION

An Innovation Leader in  
Osteoporosis and Breast Cancer  
to support Women's Health



# 2019 and Beyond

---

## Driving Value from Growing Revenues and Developing Blockbuster-Potential Pipeline

1

Lead and Transform  
**Osteoporosis**  
Treatment with  
Anabolics

2

Establish  
Standard of Care  
in Hormonal  
Treatment of  
**Breast Cancer**

3

**Leverage**  
Operational and  
Financial  
**Structure**

# In 2019: Two Late Stage Assets with Blockbuster Potential

	PRECLINICAL	PHASE 1	PHASE 2	PHASE 3	MARKET	NEXT STEPS*
<b>Abaloparatide-SC</b> Osteoporosis Anabolic <i>Subcutaneous Injection</i>					<b>TYMLOS<sup>®</sup></b> (abaloparatide) injection	<ul style="list-style-type: none"> <li>• US Market Leadership</li> </ul>
<b>Abaloparatide-SC</b> Osteoporosis Anabolic <i>Subcutaneous Injection</i>						<ul style="list-style-type: none"> <li>• Results in 2020</li> </ul>
<b>Abaloparatide-Patch</b> Osteoporosis Anabolic <i>Transdermal Patch</i>						<ul style="list-style-type: none"> <li>• Phase 3 Start Mid-2019</li> </ul>
<b>Elacestrant</b> ER+ Breast Cancer <i>Oral SERD</i>						<ul style="list-style-type: none"> <li>• Global Partnership 2019</li> </ul>
<b>RAD140</b> HR+ Breast Cancer Oral SARM						<ul style="list-style-type: none"> <li>• Ph 1a Results</li> </ul>
<b>Next Generation Hormonal Therapies</b> ER+ Breast Cancer and Other Oncology Indications						<ul style="list-style-type: none"> <li>• Pre-Clinical Validation</li> </ul>

\*Expected dates

# 2019 and Beyond: Osteoporosis

---

1

Lead and Transform  
**Osteoporosis**  
Treatment with  
Anabolics

2

Establish  
Standard of Care  
in Hormonal  
Treatment of  
**Breast Cancer**

3

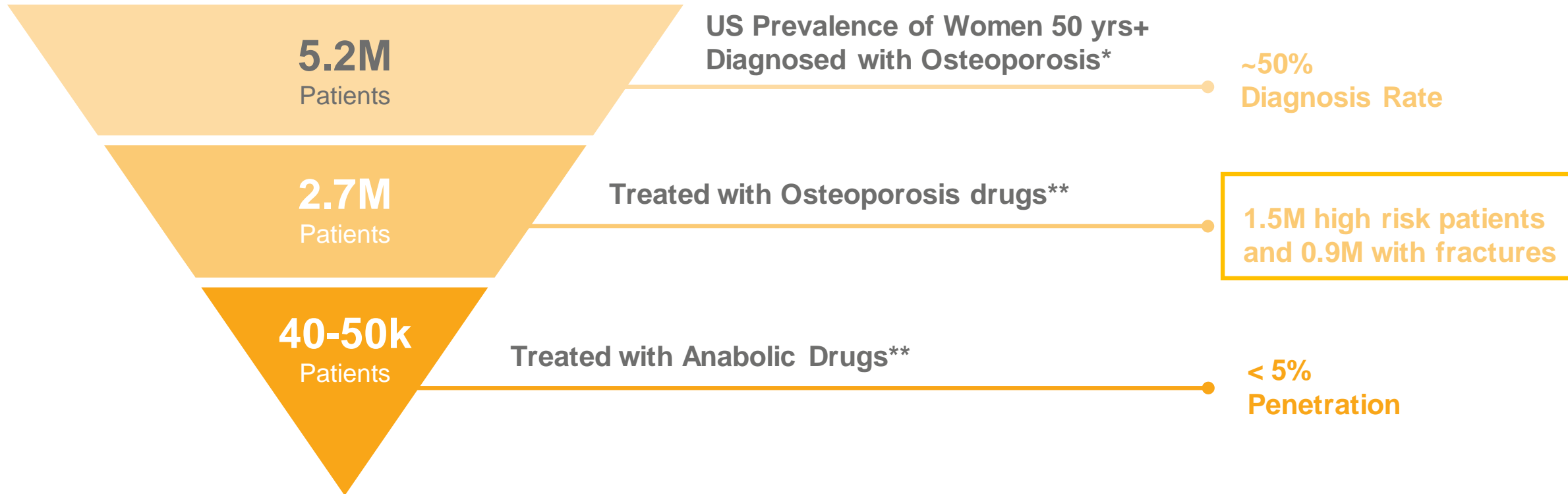
**Leverage**  
Operational and  
Financial  
**Structure**

# Transforming Treatment & Driving Innovation in Osteoporosis



# Osteoporosis is a Large and Underserved Market

## Under Treatment of High Risk Osteoporosis Patients with Bone Building (Anabolic) Therapies



\* National US prevalence of women 50 yrs+ diagnosed with osteoporosis; Wright et al, JBMR 2014; 29(11): 2520-2526; Truven Health Analytics (IBM Watson Health); ~85% of OP cases postmenopausal;

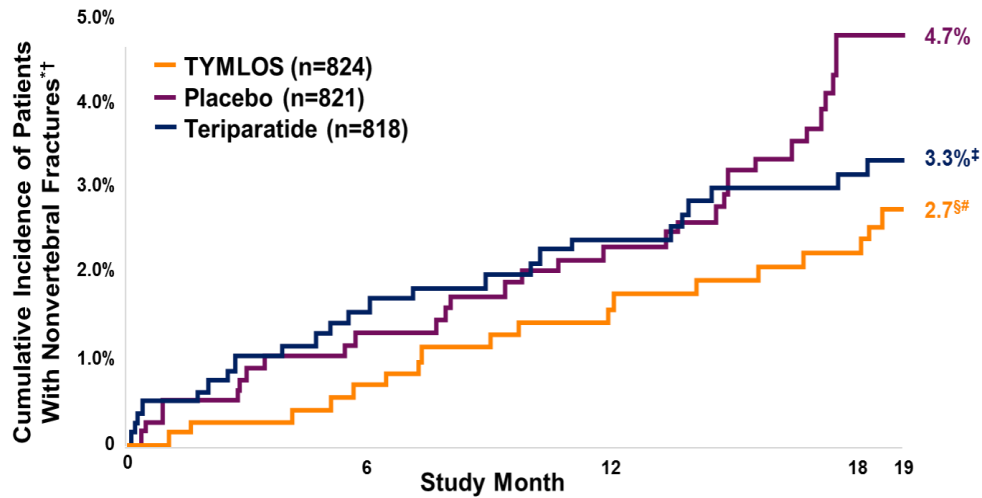
\*\* Truven Health Analytics (IBM Watson Health) and IQVIA



**Parathyroid Hormone-related Protein Analog which Builds Bone (anabolic)**  
**Approved in 2017 for Treatment of Postmenopausal Women with OP with High Risk for Fractures**

## Efficacy from ACTIVE Phase 3

### Time to Event for Nonvertebral Fractures



\*Excluding fractures of the sternum, patella, toes, fingers skull and face and those associated with high trauma. <sup>‡</sup>Kaplan-Meier estimates using the ITT population at 19 months. <sup>‡</sup>P=0.22 vs placebo. <sup>§</sup>P=0.049 vs placebo. <sup>#</sup>P=0.44 vs teriparatide.

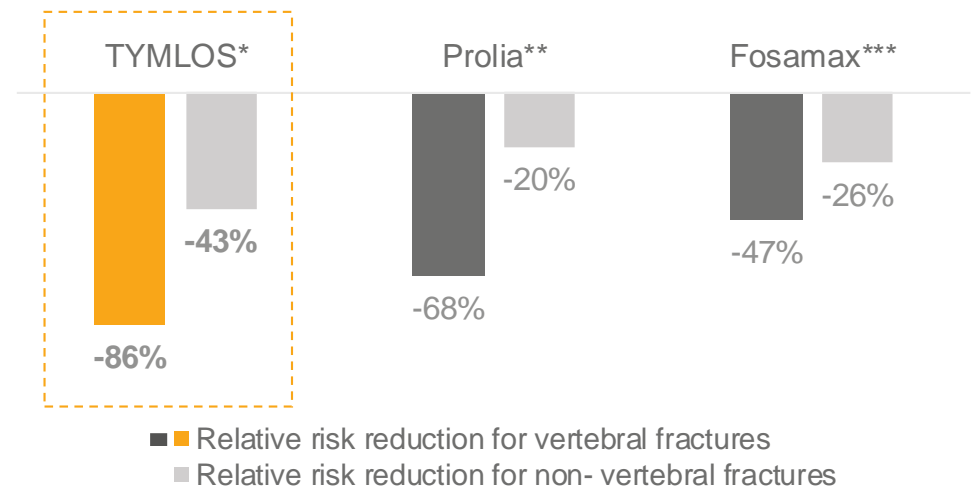
ITT = intent-to-treat; CI = confidence interval.

1. TYMLOS [package insert]. Waltham, MA: Radius Health, Inc; 2017. 2. Miller PD, et al. JAMA. 2016;316:722-733.

Not for Promotional Use

## Select Osteoporosis (OP) Therapies

### Reduction in Fractures



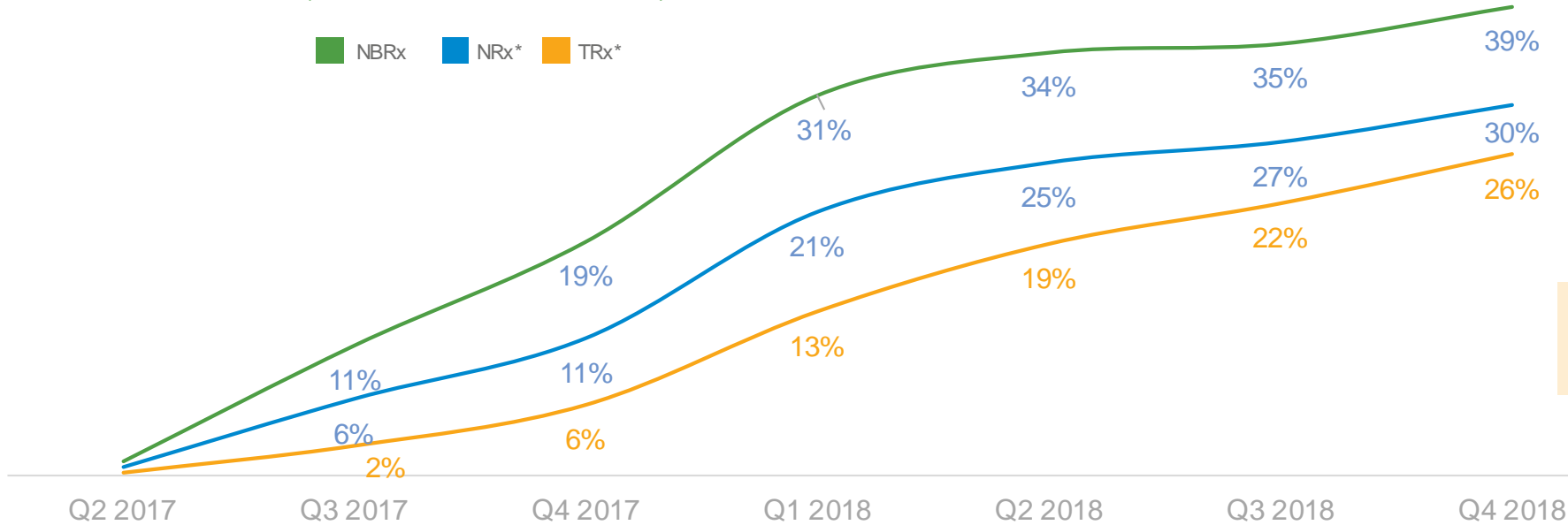
\*USPI and ACTIVE Study; \*\*USPI and FREEDOM Study; \*\*\*USPI and FIT1 Study

Note: Because clinical studies are conducted under varying conditions and with different patient populations, information observed across studies may not be directly comparable

# TYMLOS Consistently Gaining Market Share Towards Leadership

TYMLOS continues to grow, now over 40% NBRx share, as the only promoted anabolic drug  
Driving osteoporosis anabolic market growth after years of market contraction

**TYMLOS Anabolic Market Share**  
(NBRx, New Rx\* & Total Rx\*)



2018 Average	Q1'19 To Date Share**
35%	40%
26%	32%
20%	29%

**TYMLOS Price Increase: +5.9%**  
(effective as of January 1, 2019)

Source: IQVIA NPA Monthly and New to Brand Monthly, through December 2018.

NBRX: New Patients To Brand Drug; \*Q4 2018 to date estimated with IQVIA NPA and New to Brand Weekly, data through weekendin g 11.30.2018

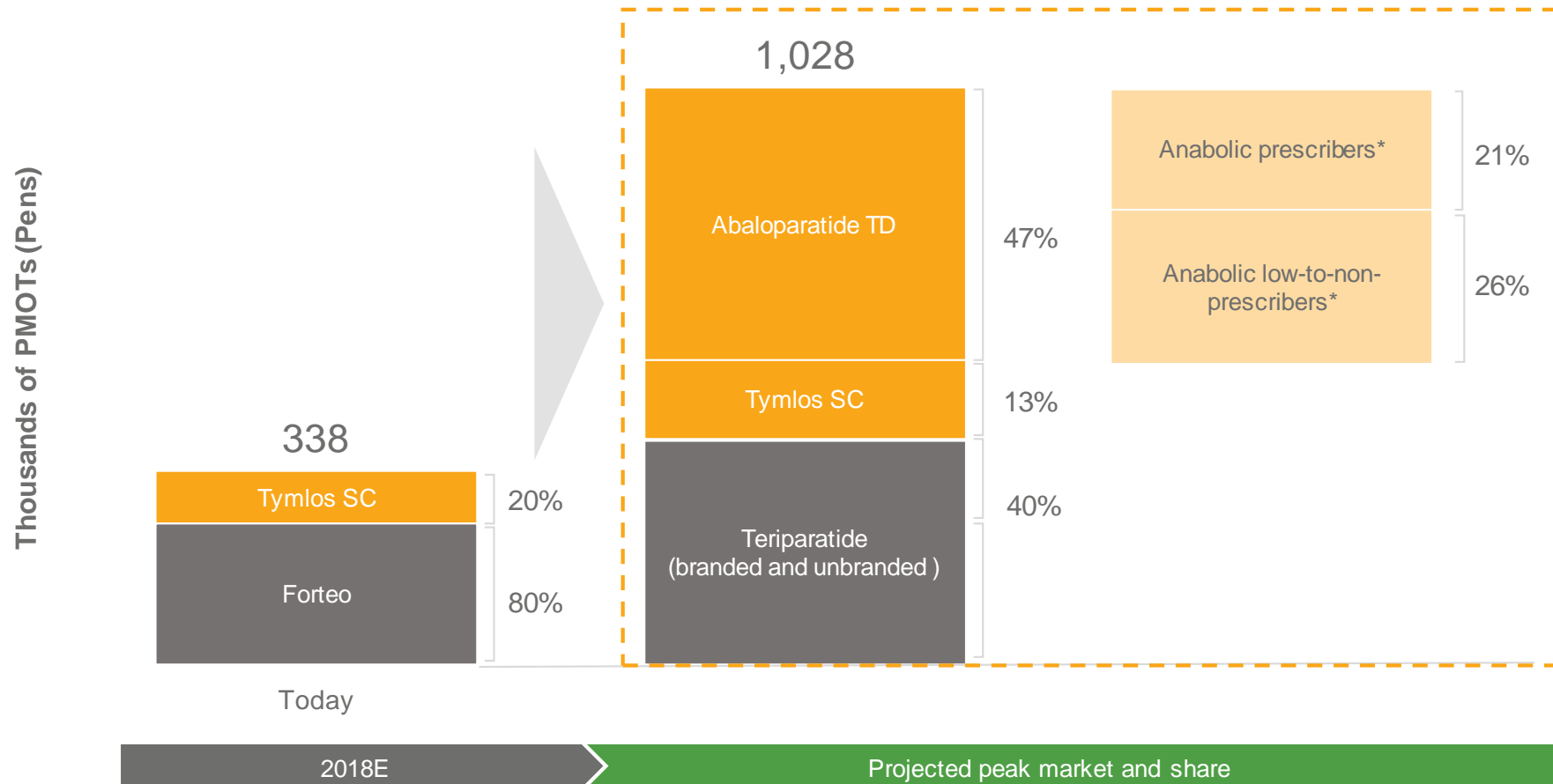
\*Measured in Patients Month on Therapy (PMOT). Tymlos PMOT (also number of pens) = (IMS Extended Units TRx / 1.56ml)\* (30 daily doses / 30 days)

Forteo PMOT = (IMS Extended Units TRx / 2.4ml)\* (28 daily doses / 30 days)

\*\* Market Share measured in January and up to February 15<sup>th</sup> (up to date IQVIA scripts report)

# Abalo-Patch Blockbuster Potential in a Tripled Anabolic Market

## Quantitative Survey Results: Anabolic therapy market evolution to peak potential (U.S.)



Source: Market Research data on file (Q4 2018, n=200 physicians)

# Abalo-Patch Clinical Supplies and Phase 3 Readiness on Track

---

- Phase 3 clinical supply production expected to commence in Q2 2019
- Production scale-up continues; patch content uniformity maintained at increased batch size
- Analytical methods validation near completion
- Device design qualification continues
- Confirmed PK profile with 5 minute patch wear time on thigh
- Planned assessment to confirm instructions for patient self-administration



# Abalo-Patch Commercial Manufacturing Progress

---

- Patheon, part of Thermo Fisher Scientific, was chosen as the contract manufacturer for abaloparatide-patch coating and packaging
- Purchased major equipment - Isolator
- Initiated build out of the facility for commercial supplies at Patheon
- Equipment installations at Patheon to start in 1H 2019



Patheon facility in Greenville, SC

**3M**

**Patheon**  
part of Thermo Fisher Scientific

Radius®

Radius®

# 2019 and Beyond: Breast Cancer

---

1

Lead and Transform  
**Osteoporosis**  
Treatment with  
Anabolics

2

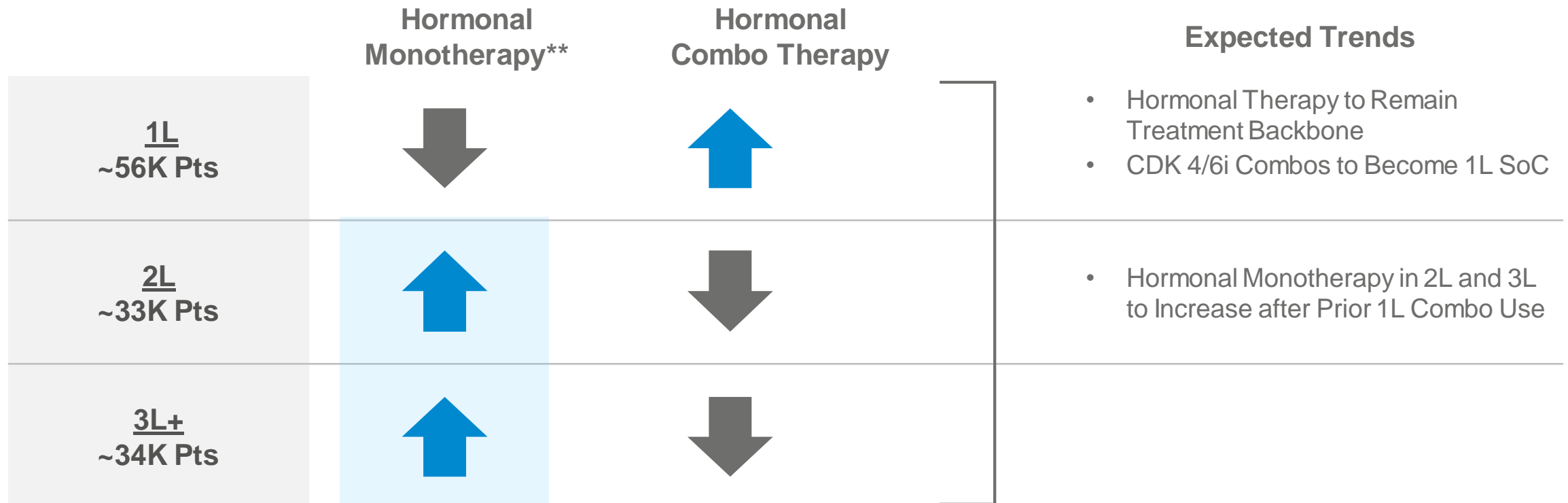
Establish  
Standard of Care  
in Hormonal  
Treatment of  
**Breast Cancer**

3

Leverage  
Operational and  
Financial  
**Structure**

# Elacestrant\* Blockbuster Sales Potential as Mono and Combo

Multi-billion Dollar Market Opportunity as Standard of Care (SoC) in Monotherapy and with Partner of Choice for Combination Therapy



\*Oral SERD (Selective Estrogen Receptor Degradar)

\*\* The monotherapy use in 1L is dominated by AI class and 2L & 3L dominated by SERD class

Source: NCCN Guidelines 2017; Physician Interviews; Clearview Healthcare Partners report; Ipsos Healthcare

AI: Aromatase Inhibitor; CKD 4/6i: Cyclin Dependent Kinase Inhibitor; SERD: Selective Estrogen Receptor Degradar

# EMERALD Phase 3 Designed to Optimize Likelihood of Success

## Clinical Development in a Post-CDK4/6i Setting

### Clinical Efficacy Ph 1 Study 005\*, monotherapy elacestrant 400mg

mPFS	Ph 1 Parts A-C: 5.4 mo Ph 1 Parts A-D: 4.5 mo
ORR	Ph 1 Parts A-C: 27.3% Ph 1 Parts A-D: 19.4%
CBR	Ph 1 Parts A-C: 47.4% Ph 1 Parts A-D: 42.6%



**Indication:** 2nd and 3<sup>rd</sup> Line Patients with Prior CDK4/6i Use

**Study:** Randomized Open Label Pivotal Study in ~460 patients with Advanced/Metastatic ER+/HER2- Breast Cancer

**Primary Endpoint:** Progression Free Survival (PFS)  
PFS in All Patients<sup>^</sup>; PFS in Patients with ESR1 Mutations<sup>^</sup>

**Comparator Arm:** Investigator Choice (Fulvestrant, Aromatase Inhibitor)

**Enrollment Timeline:** 18-21 months (Data Readout: 2021)

\*Data for Cohorts A-C as of October 30, 2017.  
Median 3 prior lines of therapy

\*Data for Cohort D as of December 27, 2018.  
Median 4 prior lines of therapy.  
All patients had prior fulvestrant & CDK4/6i

<sup>^</sup> Designed to allow testing in overall population (power of  $\geq 90\%$  for a hazard ratio of 0.667) or ESR1-mut subset (power of  $\geq 80\%$  for a hazard ratio of 0.610) at an overall  $\alpha$  level of 5%, using Hochberg procedure



# 2019 and Beyond: Corporate Structure

---

1

Lead and Transform  
**Osteoporosis**  
Treatment with  
Anabolics

2

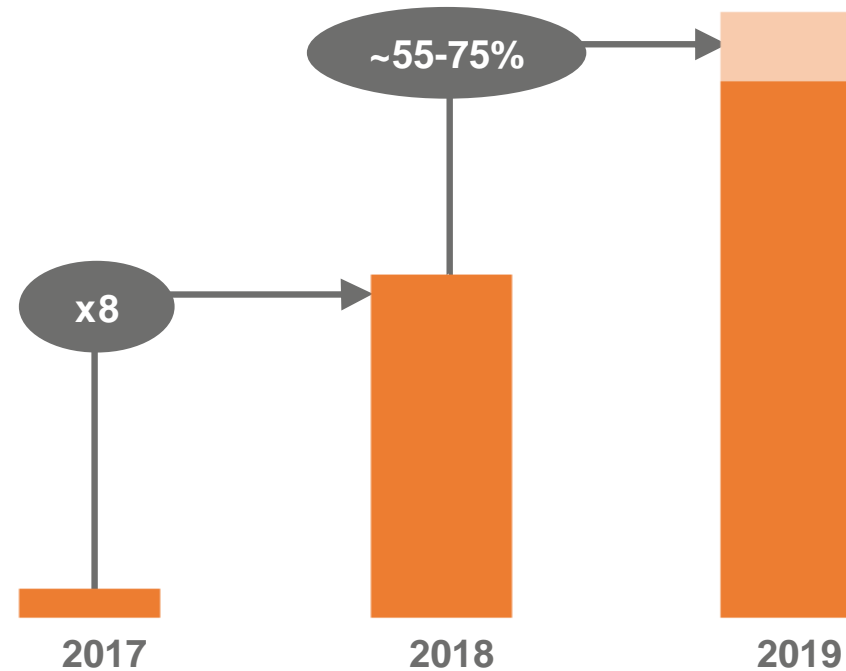
Provide  
Standard of  
Care in  
Hormonal  
**Breast Cancer**

3

**Leverage**  
Operational and  
Financial  
**Structure**

# 2019 Financial Guidance

	2017	2018	2019
<i>USD Million</i>			
<b>Cash*</b>	430	237	100+
<b>Net Sales</b>	12	99	155 - 175



\* Includes cash, restricted cash, marketable securities and investments

# 2019 Milestones

---

- Grow Full-Year Tymlos U.S. Net Sales between \$155M to \$175M
- Initiate Abalo-patch Phase 3 trial Mid-2019
- Advance Recruitment in Elacestrant Monotherapy Study
- Global Co-Development / Co-Commercialization Partnership for Elacestrant
- Initiate a Combination Trial for Elacestrant in Conjunction with a Strategic Partner
- Deliver a Strong Balance Sheet with >\$100M Cash\* Balance at Year-End

\* Cash, cash equivalents and marketable securities



Breakout Session in Exeter Room at 10:40am